


## FMC Series

### Structured Wire Flush Mount Closures

CPE/Premise Wiring

FTTx

MDU



Tii Flush Mount Closures provide an ideal solution to centrally locate equipment used to deliver voice, data, video, audio or wireless services at the premise.

Manufactured from high performance engineered thermoplastic that will not impede RF signals where wireless networks are deployed.

Provides ease of installation and efficient organization of ONTs, battery back-up and residential gateways. Modular design with rear and door mounting pattern give a wide latitude for hardware locations with ample ventilation to keep equipment cool. 180 degree hinged cover allows for quick and easy access to network equipment which can be mounted in multiple locations by means of Velcro straps, shelving support clips and other cable management components (*Accessory Kit FMC-A1*).

#### KEY PRODUCT BENEFITS

- ▶ Ideal for wireless applications
- ▶ Available in 15", 30" and 45" lengths
- ▶ Molded from material that does not impede RF signals
- ▶ Rear and door mounting pattern gives a wide latitude for hardware/equipment locations
- ▶ Equipment can be mounted in multiple locations by means of Velcro straps and tie-wraps
- ▶ Easily accessible knockouts for cable management
- ▶ Mounting flanges spaced for left, right, or 16" on center wall studs
- ▶ Ample ventilation to keep equipment cool
- ▶ Closures are molded in flame retardant engineered thermoplastic for high impact/heavy duty use
- ▶ 180 degree hinged cover allows for quick and easy access to network equipment
- ▶ Usable Interior Dimensions 12.9"W x 29.3"H x 4.22" D

#### INDUSTRY STANDARDS

- ▶ UL Listed to Standard 2416, Issue 2



**Tii Technologies Inc.**

**Corporate Headquarters:**

141 Rodeo Drive  
Edgewood, NY 11717

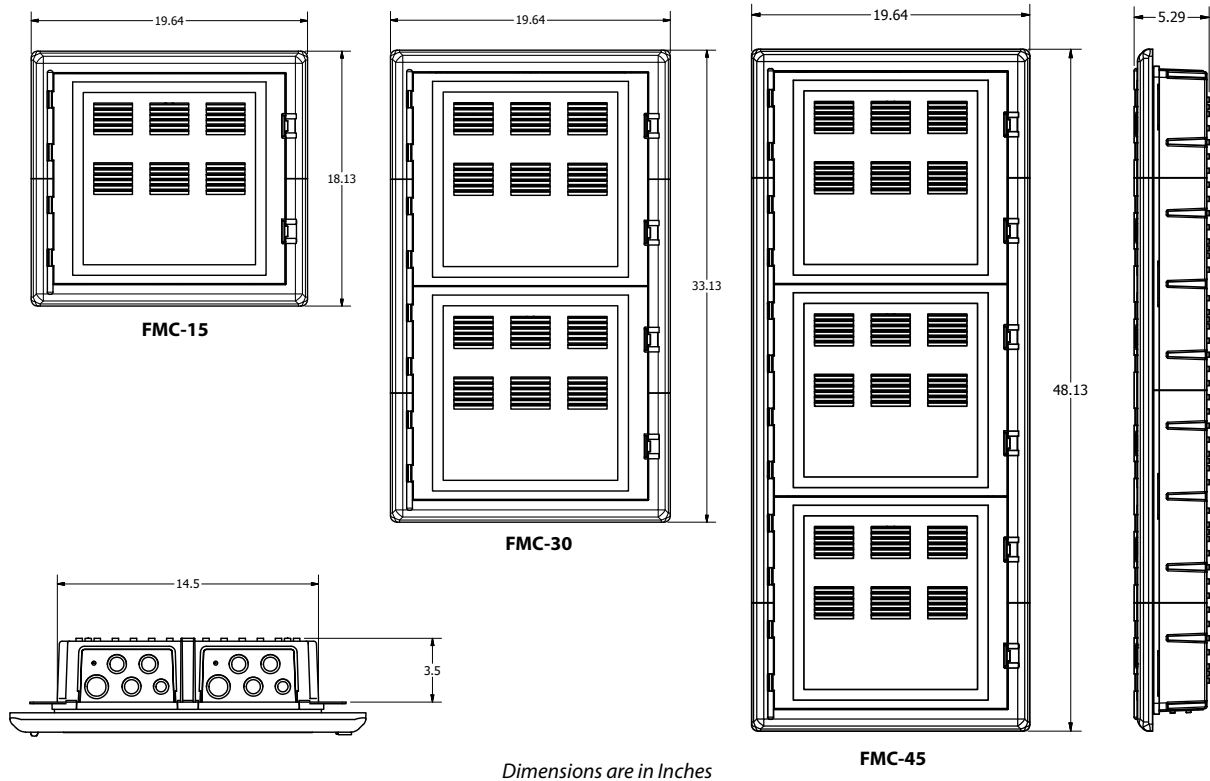
Phone: 631.789.5000

Fax: 631.789.5063

Toll Free: 888.844.4720

sales@tiitech.com

# Flush Mount Closure Series



Dimensions are in Inches

## ORDERING INFORMATION/ACCESSORIES

Model #	Description
<b>FMC-15</b>	15 inch enclosure, base and cover - (1) Gang Box Plate, (3) Conduit Plates, (4) #8 x 3/4" lg. flat head screws, (4) #8 x 2" pan head screws, (4) #6 x 1/4" lg. pan head self-tapping screws and paint shield <b>(FMC-15B + FMC-15C)</b>
<b>FMC-30</b>	30 inch enclosure, base and cover - (1) Gang Box Plate, (3) Conduit Plates, (4) #8 x 3/4" lg. flat head screws, (8) #8 x 2" pan head screws, (4) #6 x 1/4" lg. pan head self-tapping screws and paint shield <b>(FMC-30B + FMC-30C)</b>
<b>FMC-45</b>	45 inch enclosure, base and cover - (2) Gang Box Plates, (2) Conduit Plates, (4) #8 x 3/4" lg. flat head screws, (12) #8 x 2" pan head screws, (4) #6 x 1/4" lg. pan head self-tapping screws and paint shield <b>(FMC-45B + FMC-45C)</b>
<b>FMC-A1</b>	Accessory Kit: (1) #10-32 x 1.160 Ground Stud, (3) Nuts, (6) Washer, (6) Mini-shelves, (10) Velcro/wire tie clips, (26) #8 x 3/8" self-tapping pan head screws, (5ft) 1/2 inch Velcro
<b>FMC-DIV</b>	Divider for 30 and 45 Inch Enclosures Allowing for Separate Lockable Compartments
<b>FMC-LK</b>	Lock Kit: Cam Lock
<b>FMC-MP</b>	Door Mounting Plate Kit
<b>FMC-PLT-1</b>	Gang Box Plate
<b>FMC-PLT-2</b>	Conduit Plate
<b>FMC-RGSHELF</b>	Accessory Kit: (1) 8.17" x 4.18" Shelf, (2) Velcro Tie Clips, (22") 1/2 Inch Velcro, Mounting Screws




FMC-A1



FMC-LK



FMC-DIV



FMC-MP



FMC-RGSHELF