

## 95S-1-12-EMI

### *DSL POTS Splitter Module with EMI Filter for VDSL2/ADSL2+, IPTV Services*

CPE/Premise Wiring

DOT

MDU

Utility/Municipality




**Tii Technologies Inc.**

**Corporate Headquarters:**

141 Rodeo Drive  
Edgewood, NY 11717  
Phone: 631.789.5000  
Fax: 631.789.5063  
Toll Free: 888.844.4720  
sales@tiitech.com

[www.tiitech.com](http://www.tiitech.com)



The 95S Series DSL POTS Splitter splits the combined voice and data signals carried on telephone lines providing separate outputs for both phone and data services. The 95S-1-12-EMI utilizes enhanced circuit components to meet VDSL2/ADSL2+ splitter specifications for advanced data and IPTV deployments.

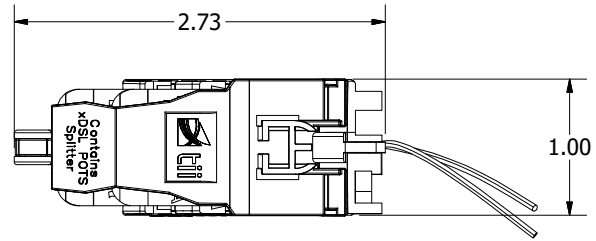
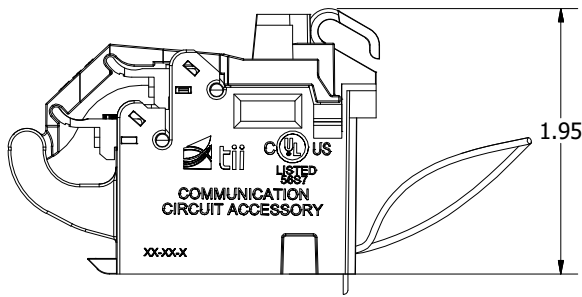
#### KEY PRODUCT BENEFITS

- ▶ Provides high Common-mode insertion loss of approximately 30dB in the DSL band
- ▶ Module's unique design provides customer bridging and DSL POTS splitting in one product
- ▶ Module easily snaps in and out of the customer side of the NID and occupies only one position, thereby not compromising the NID's overall capacity
- ▶ Designed for use in a wide variety of Network Interface Devices (NIDs) at the customer premises and compatible with 5100, 3700, 3600, and 9600 footprints
- ▶ The Tii splitter design makes it possible to use a single phone line to provide triple play services including VDSL2/ADSL2+ and IPTV
- ▶ With module installed, an additional standard POTS line module is not needed
- ▶ Module includes Tii's unique patented switchable RJ-11 Jack (Auto-Jack®). The Auto-Jack® does not require an RJ-11 plug for normal operation and delivers unparalleled reliability
- ▶ When engaged, the Tii Auto-Jack® connects the RJ-11 test plug contacts to the central office (CO) for dial tone validation while disconnecting the customer from the circuit
- ▶ Auto-Jack® assembly includes a sealed test point access feature, which allows the craft to test subscriber wiring even while a test plug is mated into the Auto-Jack® receptacle. This greatly facilitates the testing process
- ▶ Standard features such as customer locking/telco bypass, and hinged covers are available when installed in a Tii NID

#### INDUSTRY STANDARDS

- ▶ ANSI T1.424 to 30MHz and G.993.2 Compliant
- ▶ Auto-Jack® RJ-11 unit exceeds Telcordia GR-49 CORE requirements for severe climatic conditions, both first and second level lightning surge requirements in the open and short circuit mode.
- ▶ Compliant to GR49, GR1089, GR3167, TR-NWT-001195
- ▶ Listed To UL1863

# 95S-1-12-EMI



Dimensions are in Inches

## SPECIFICATIONS

### Electrical (Complies with ANSI T1.424 Issue 2 Annex E)

DC Loop Current	0 to 100 mA
DC Loop Voltage (tip-to-ring)	0 to -60Vdc
Ringing Signals	103 Vrms superimposed on the DC Loop Voltage; 20 - 30 Hz
DC Resistance	< 20 ohms, POTS tip-to-ring with Line port (U-R) shorted
Insertion Loss (Short & Long Loop)	≤ 0.5 dB
Tip-to-Ring Capacitance, POTS port	20 ≤ C ≤ 100 nF; 20 - 30 Hz
Input Impedance (Measured Level)	≤ 0.25 Db; 30 kHz - 30 MHz, ZTr = 600
Attenuation Distortion (Voice Band), increase relative to Insertion Loss at 1004 Hz	+0.7 to -0.5dB; 200 - 3.4 kHz, short loop, ZTc = 900, ZTr = 600 +0.7 to -0.5dB; 3.4 - 4.0 kHz, short loop, ZTc = 900, ZTr = 600 +0.4 to -0.5dB; 200 - 3.4 kHz, long loop, ZTc = 900, ZTr = 600 +0.5 to -0.5dB; 3.4 - 4.0 kHz, long loop, ZTc = 900, ZTr = 600
Delay Distortion (Voice Band)	< 25μs
Return Loss (Voice Band) (Short & Long Loop)	> 7 dB
Longitudinal Balance, Two Port Technique, DSL to Line Port (U - R) and Line Port (U - R) to POTS	> 60 dB; 30 - 1100 kHz > 55 dB; 1100 kHz - 30 MHz
Capacitance to Ground, POTS Port	≤ 1.0 nf; 20 - 30 Hz
DSL Band Attenuation	> 65 dB; 30 kHz - 30 MHz
DC Current Influence (Ring Trip)	< 2% up to 300 mA
Inter-modulation Distortion (MTPR)	30 kHz - 30 MHz

### Environmental

Lightning Surge	GR-1089 CORE Level 1 and Level 2 Surge
Power Cross	GR-1089 CORE First and Second Level AC Power Fault Immunity
Operating Temperature	-40 to +65 °C (-40 to 149 °F)
Relative Humidity	0 to 95%, non-condensing
UL Listed	As a communication circuit accessory

## ORDERING INFORMATION

Model No.	Description
<b>95S-1-12-EMI</b>	VDSL2/ASDL2+ POTS Splitter with EMI Filter and Wire Leads
<b>95S-1-12-1-EMI</b>	VDSL2/ADSL2+ POTS Splitter with EMI Filter and Wire Leads and #10 Terminal Lugs

INFORMATION CONTAINED IN THIS PUBLICATION IS PROVIDED ONLY FOR YOUR CONVENIENCE AND IS SUBJECT TO CHANGE WITHOUT NOTICE. TII TECHNOLOGIES MAKES NO REPRESENTATIONS OR WARRANTIES OF ANY KIND WHETHER EXPRESS OR IMPLIED, WRITTEN OR ORAL, STATUTORY OR OTHERWISE, RELATED TO THE INFORMATION, INCLUDING BUT NOT LIMITED TO ITS CONDITION, QUALITY, PERFORMANCE, MERCHANTABILITY OR FITNESS FOR PURPOSE; AND TII TECHNOLOGIES DISCLAIMS ALL LIABILITY ARISING FROM THE USE OF THIS INFORMATION.