

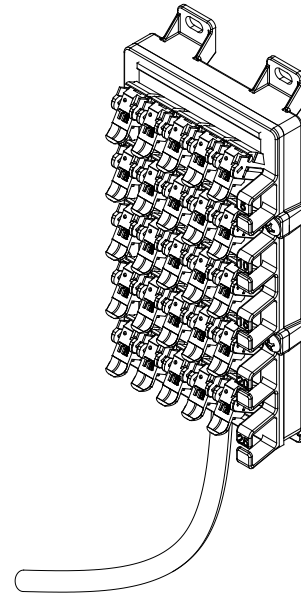
Warranty: If this unit fails during the warranty period, contact tii customer service to authorize return. Unit may be returned prepaid.



141 Rodeo Drive
Edgewood, NY 11717
Toll Free 888.844.4720
www.tiitech.com

Model WTB025C04
25 Pair Sealed Wire Terminal Block
with 4' CAT3 Cable Stub

Installation Note



Description

1. The Tii WTB025C04 Sealed Wire Terminal Block is used to make multiple outdoor connections utilizing tool-less IDC rocker wire termination.

Features

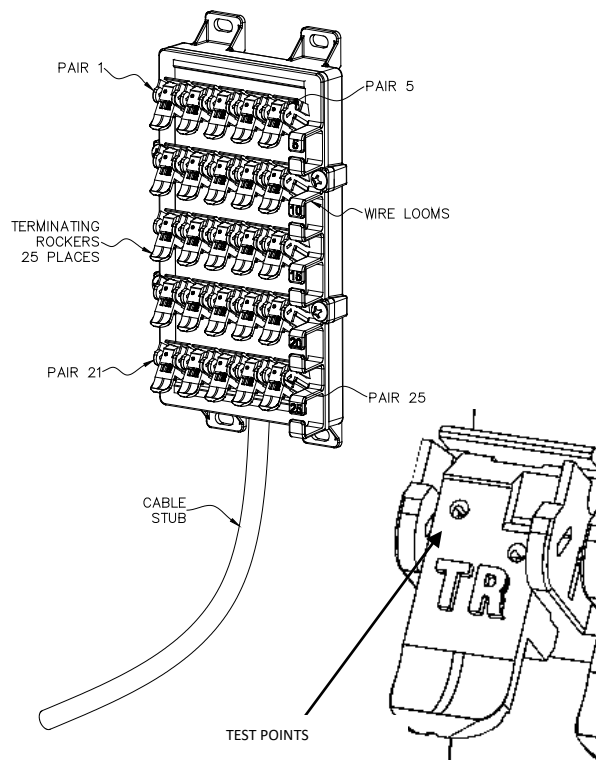


Figure 1

Installation

1. Installation is accomplished using standard technician tools. The Insulation Displacement Contacts (IDC), are achieved using gel sealed rockers.
2. The Tii WTB025C04 Sealed Wire Termination Block has been provided with holes for mounting to a suitable flat, dry area.
3. Lift the rocker to the full up position. DO NOT strip wires. Hold the wire pair to be terminated between thumb and index finger. Insert wires into wire guides simultaneously until they bottom-out. While holding wires in position, terminate rocker by lowering to the full DOWN position. Figure 2.
4. Terminate any additional wire pairs as required following the above steps.
5. To keep wire pairs organized, route them through the molded wire looms as shown in Figure 2.

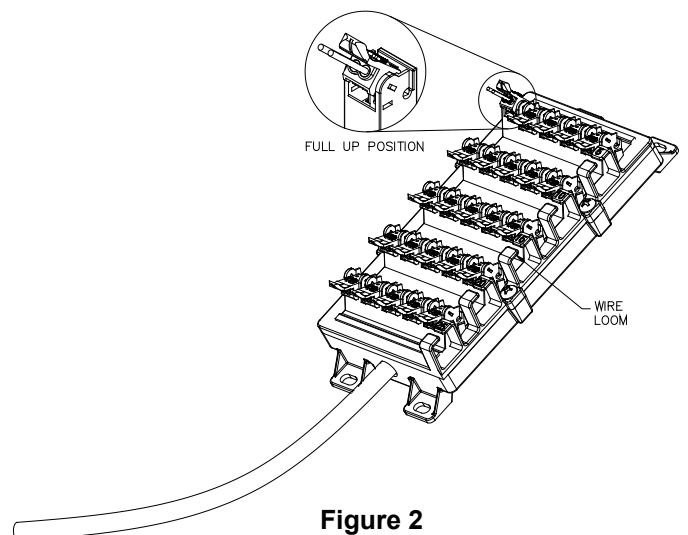


Figure 2