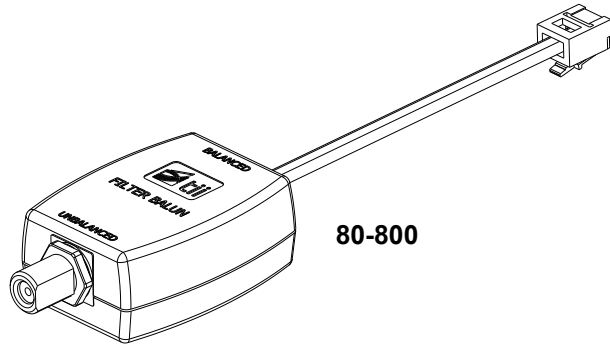


Warranty: If this unit fails during the warranty period, contact tii customer service to authorize return. Unit may be returned prepaid.



141 Rodeo Drive
Edgewood, NY 11717
Toll Free 888.444.4720
www.tiinettech.com

Model 80-800
VDSL Filter Balun



Installation Note

Description

1. The 80-800 is a VDSL low pass filter balun. The 80-800 is designed to allow only the VDSL signals to pass thru and convert unbalanced coax cable signals to balanced twisted pair signals.
2. The coax F-style connector serves as input and the RJ-11 jack as output to the VDSL modem.

Features

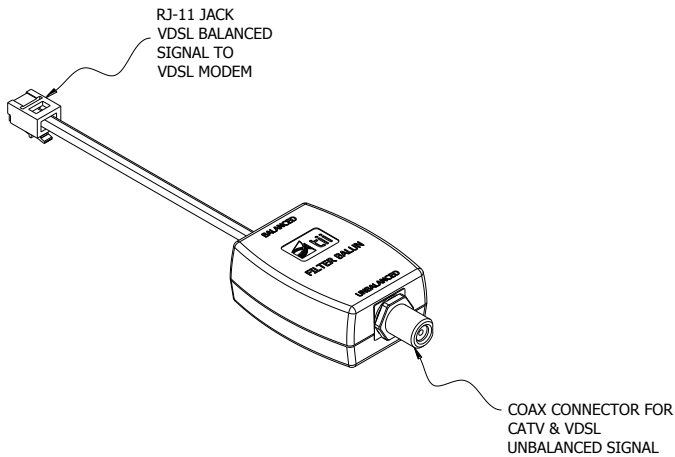


Figure 1

Installation

1. Identify the location where the VDSL modem is installed.
2. Pull the coax cable carrying VDSL and CATV signals close to the VDSL modem location.
3. Terminate the coax cable using suitable F-type connector to the 80-800.
4. Insert the RJ-11 plug out of the 80-800 into the input port of VDSL modem.
5. Perform necessary tests to confirm that the computer communicates with the VDSL modem.

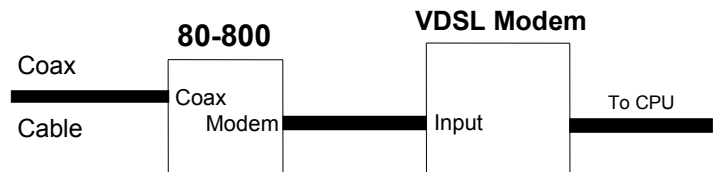


Figure 2